

# Wiring Schematics & Check List

## INDEX

	PAGE
Aisle Light Wiring . . . . .	1
Antenna Wiring . . . . .	2
Burglar Alarm Wiring (Nobi). . . . .	3
Central A/C Wiring (Duotherm). . . . .	4
Charging System. . . . .	5
Control Panel (K.I.B.) . . . . .	6
Control Panel (Commercial - K.I.B.). . . . .	7
Dash T.V. Relay Wiring (12 Volt only). . . . .	8
Dash T.V. Relay Wiring (12 Volt/120 Volt). . . . .	9
Electric Step Wiring . . . . .	10
Stepwell lights (manual & built-in steps). . . . .	11
Transfer switch wiring (120/240 volt manual) . . . . .	12
Transfer system wiring (120/240 volt). . . . .	13
Two Generators - (interchangeable plug in application)	
Wiring check list for coach wiring . . . . .	14-15

# AISLE LIGHTS

3-WAY SWITCH

BOUGIES

AUTOMOTIVE 12 VOLT  
POWER SUPPLY

DASH 3-WAY  
SWITCH

GREEN

GROUND TO CHASSIS  
AT COMMON BUSS BAR

WHITE

#14 GA. WIRE

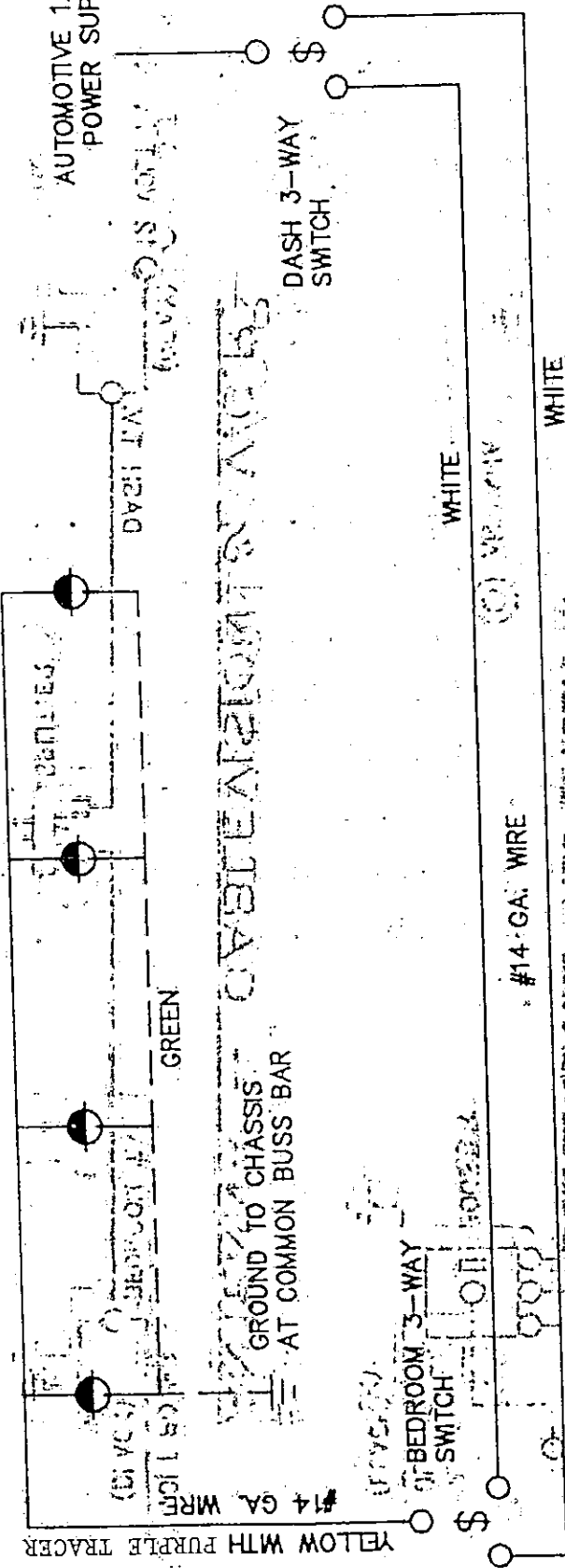
WHITE

PARALLEL LINES


BEDROOM 3-WAY  
SWITCH

YELLOW WITH PURPLE TRACER

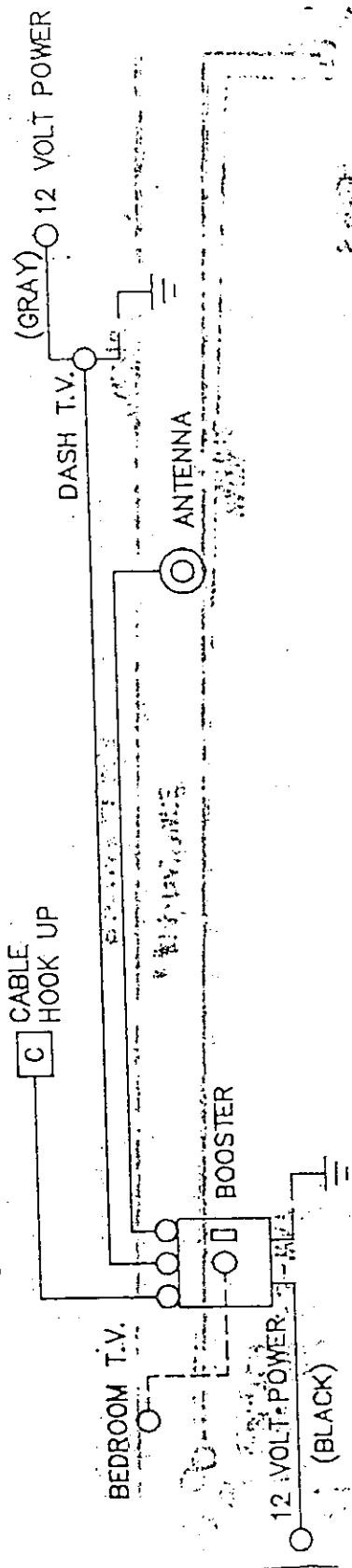
#14 GA. WIRE



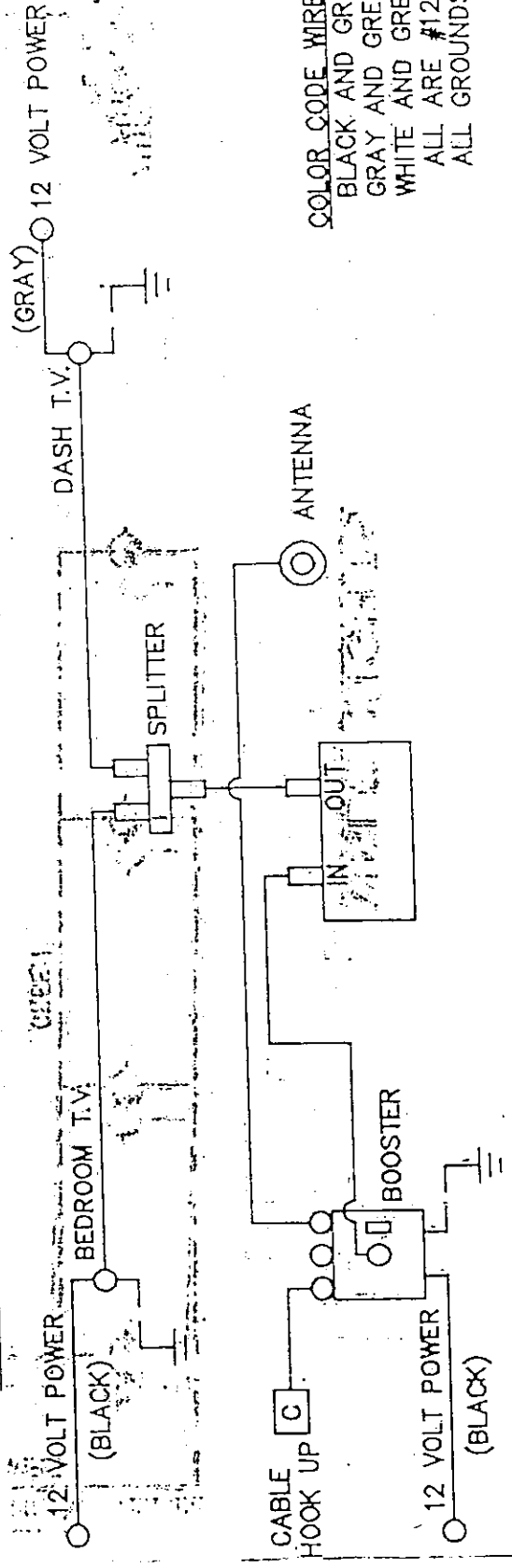
**ANTENNA ONLY**



**ANTENNA & CABLEVISION**

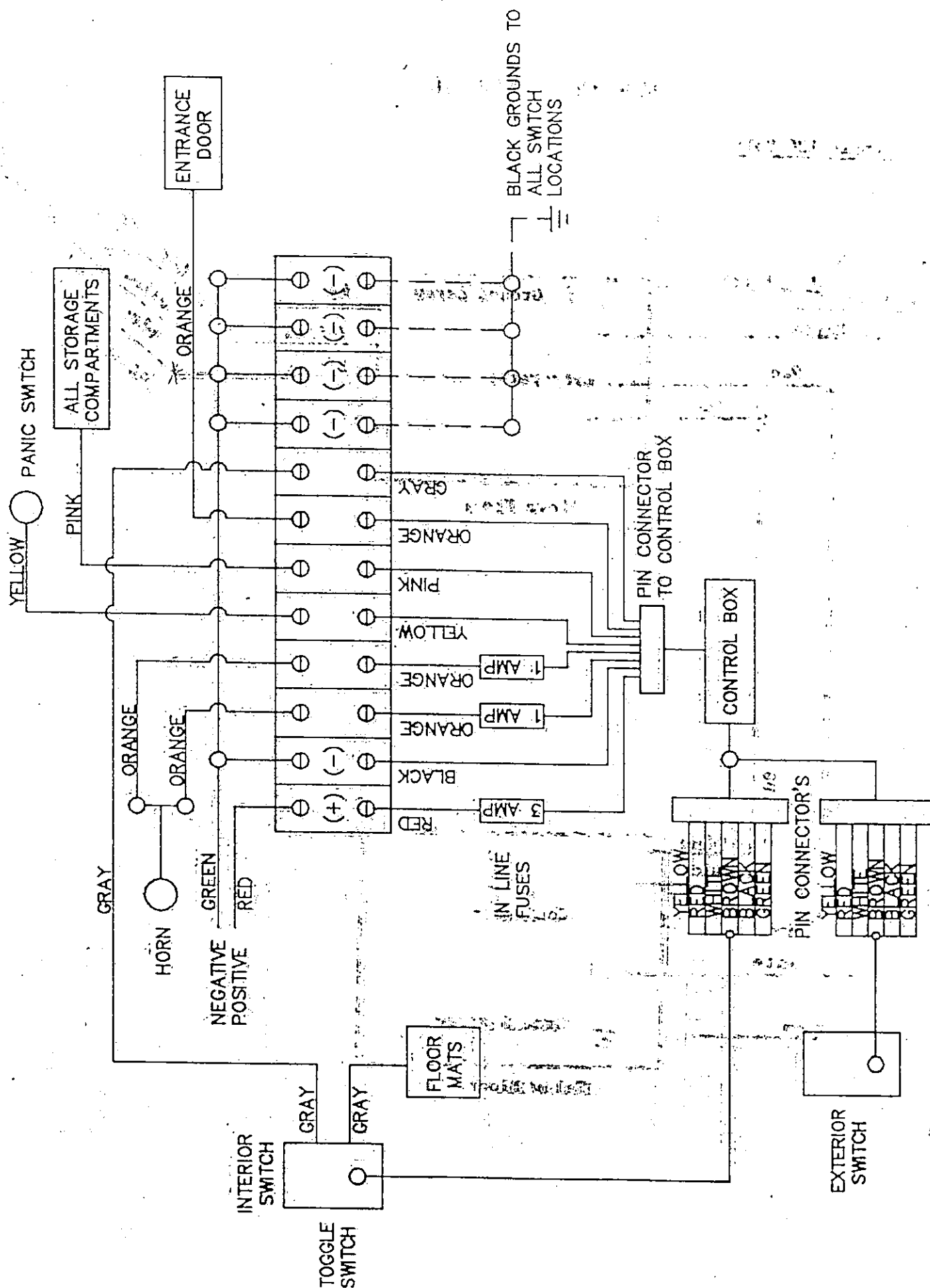


**ANTENNA - CABLEVISION & V.C.R.**

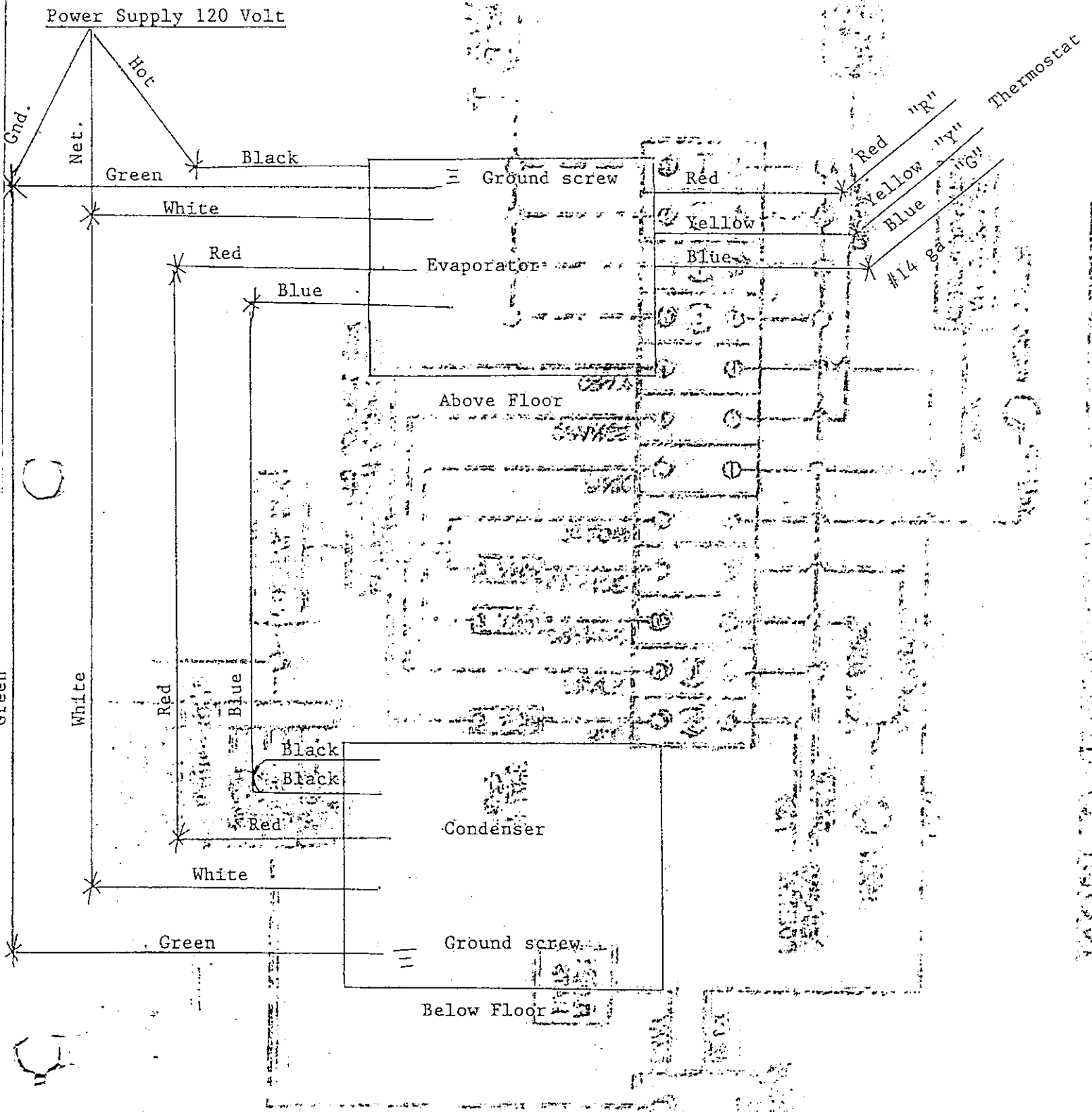


**COLOR CODE WIRES**  
 BLACK AND GREEN (BEDROOM T.V.)  
 GRAY AND GREEN (DASH T.V.)  
 WHITE AND GREEN (V.C.R.)  
 ALL ARE #12 GA. WIRE  
 ALL GROUNDS ARE GREEN

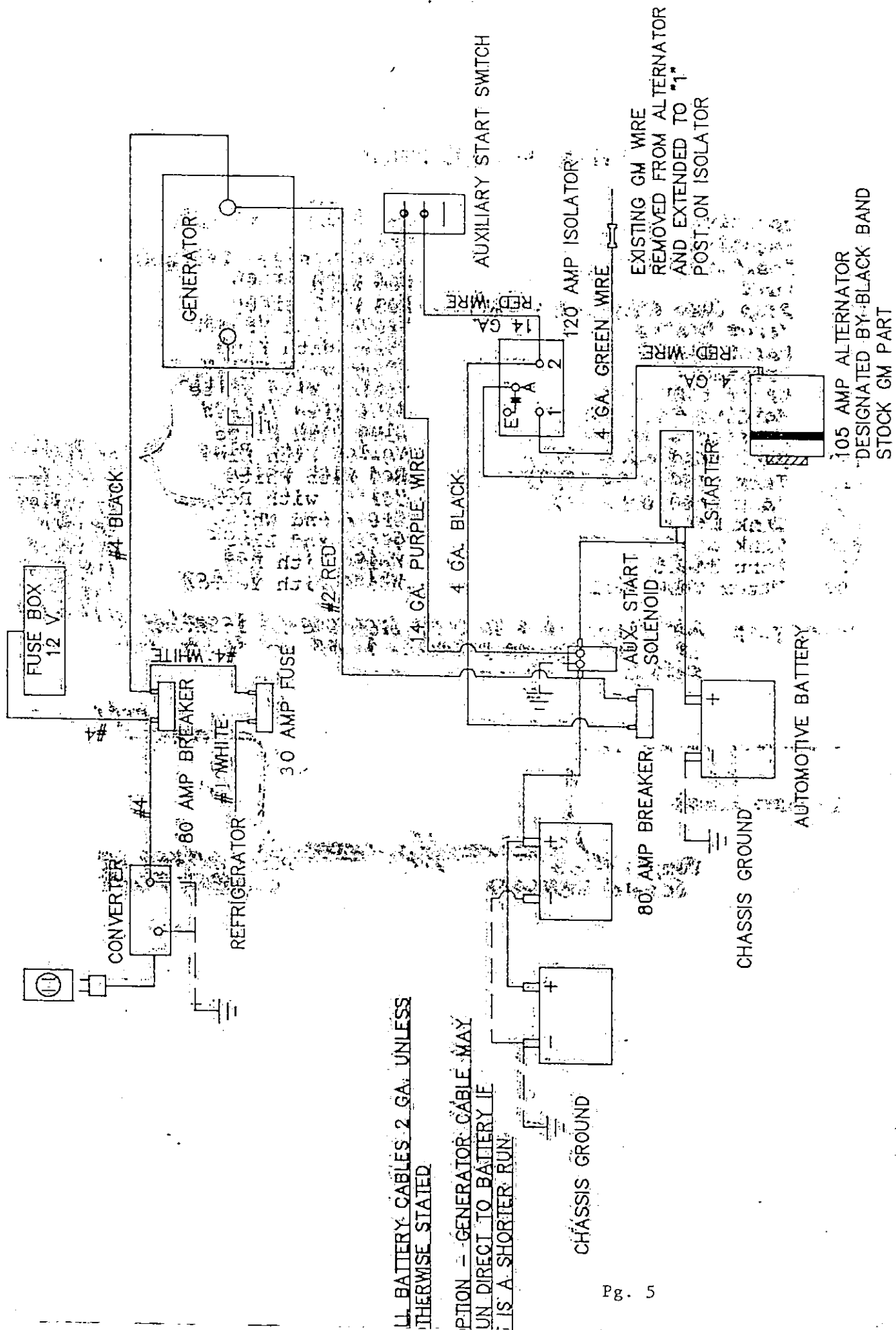
# NOBI BURGLAR ALARM SYSTEM



DUO-THERM CENTRAL A/C



CHARGING SYSTEM



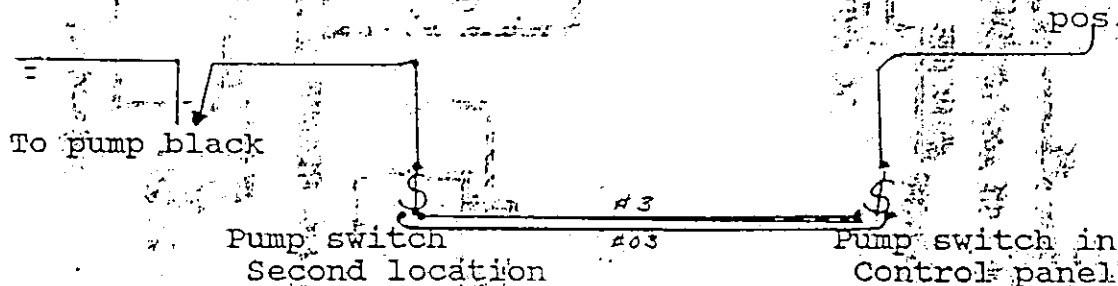
ALL BATTERY CABLES 2 GA. UNLESS OTHERWISE STATED

NOTION - GENERATOR CABLE MAY RUN DIRECT TO BATTERY IF THIS IS A SHORTER RUN

K.I.B. CONTROL PANEL

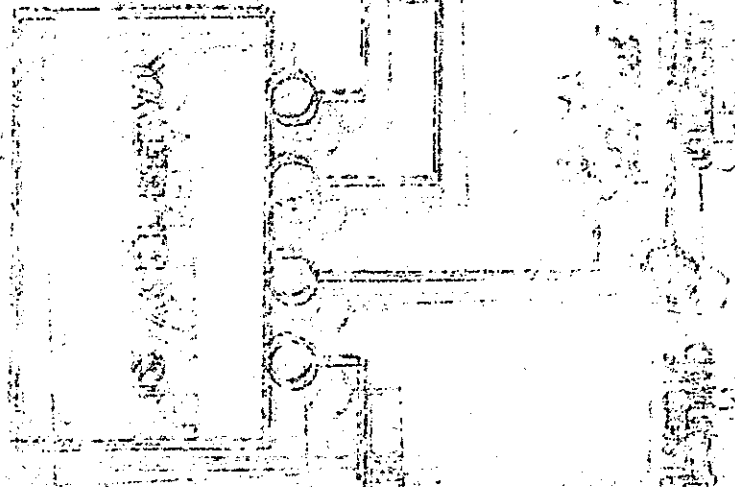
#1	Positive	Red & Black Stripes	
#2	Negative	Green	
#01	Positive for pump	White w/Black stripes	
#3	Pump	Red with Green	
#03	Pump (Use only for 3-way)	Red with Green	
#4	Water heater	Brown with Yellow	
#5	Water Heater	White with Blue	
#6	Propane	Brown with White	
#7	Water tank (e)	Yellow with White	
#8	Holding tank (e)	Blue with Yellow	
#9	Holding tank (e)	Blue with White	
#10	Tank read outs (1/3)	Yellow with Blue	or Trailer
#11	Tank read outs (2/3)	Red with White	Cable
#12	Tank read outs (F)	Yellow with Red	
#14	Tank beep	Green and White	#7 Yellow
#15	Tank beep	Green and Black	#8 Blue
#16	Pump light	White with Red	#9 White
#00	Water tank fill	White with Yellow	#10 Brown
			#11 Red
			#12 Green

3-way pump Add Black wire to pump from second location & #3 & #03 become parallel lines for 3-way pump switch



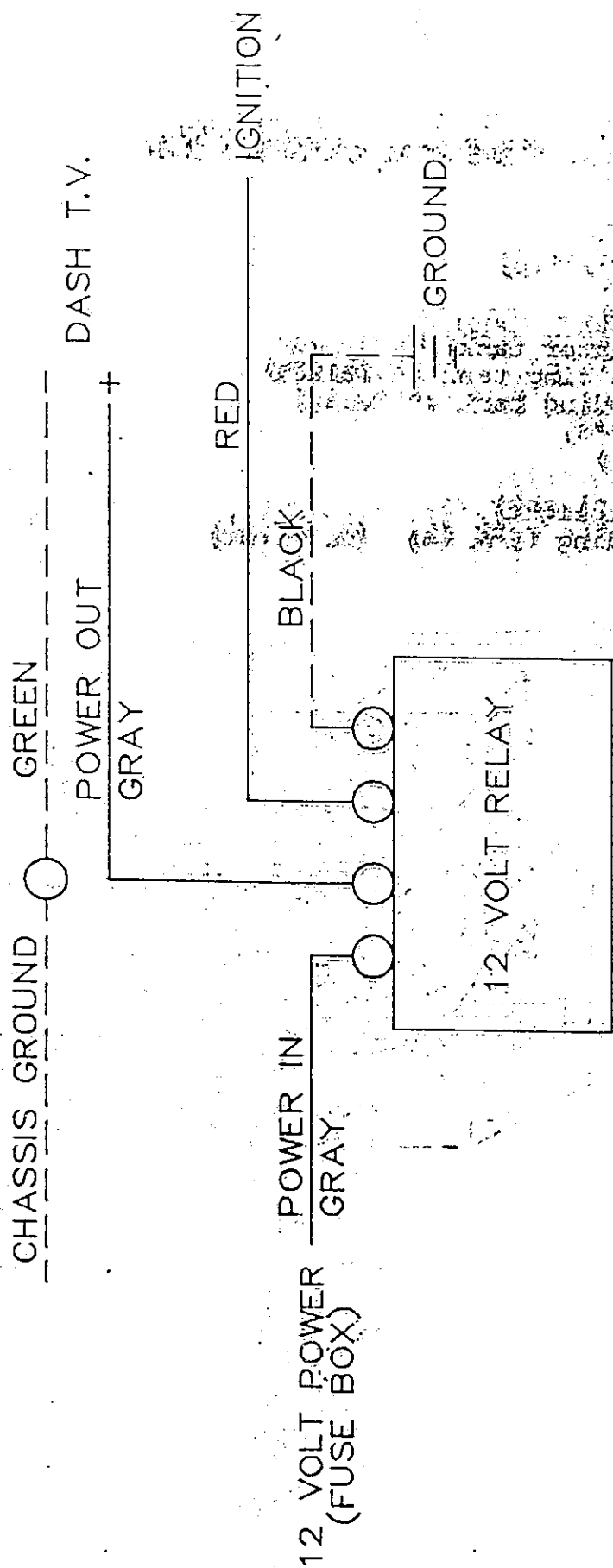
K.I.B. COMMERCIAL CONTROL PANEL

- #1 White/Black (Positive)
- #2 Green (Negative)
- #3 Red/Green (pump)
- #7 Yellow/White (water tank)
- #8 Blue/Yellow (holding tank #1 (Black))
- #9 Blue/White (holding tank #2 (Gray))
- #10 Yellow/Blue (1/3)
- #11 Red/White (2/3)
- #12 Yellow/Red (F)
- #16 White/Red (pump light)
- #17 Blue/Red (holding tank #3) (Med-Four)

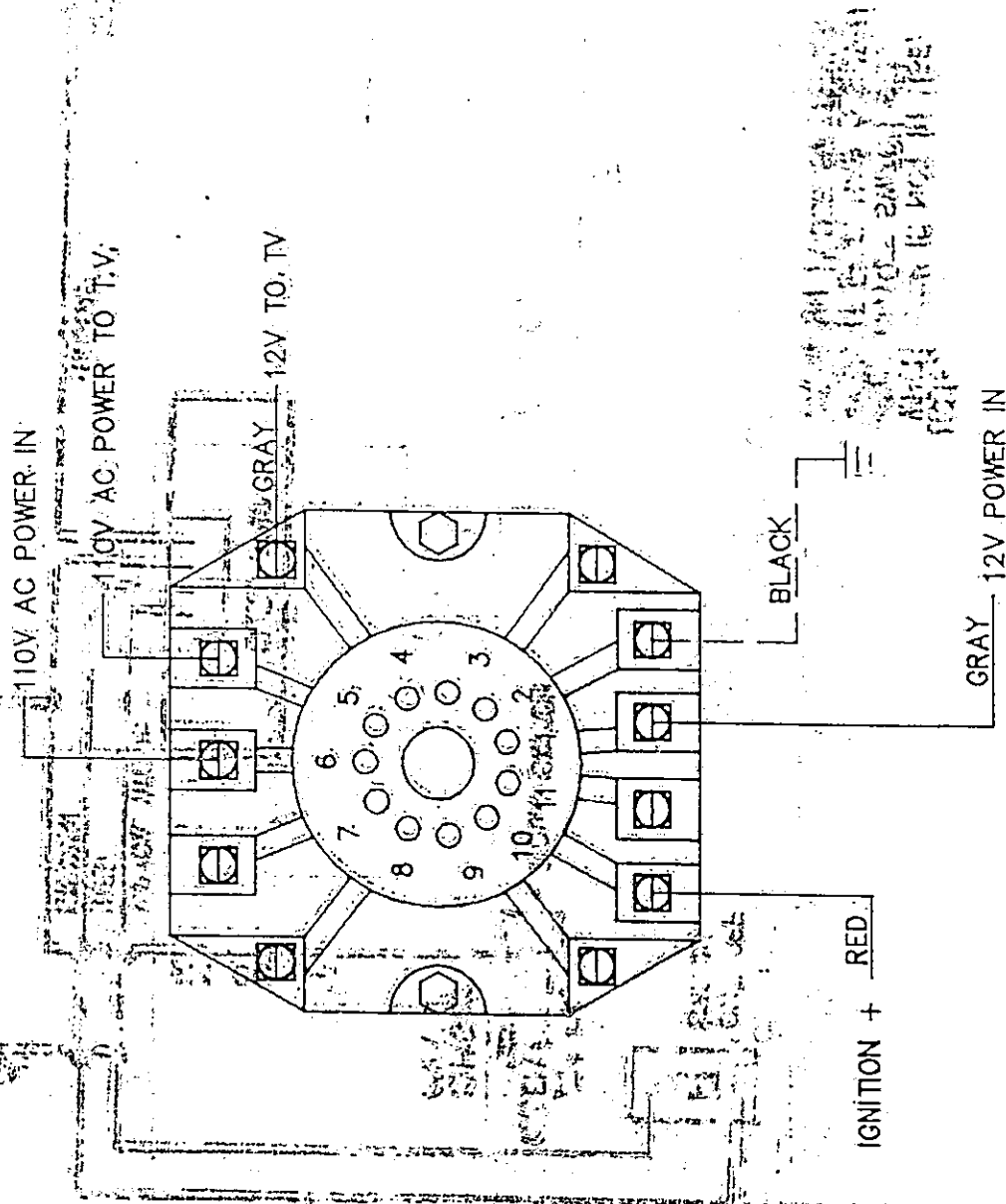




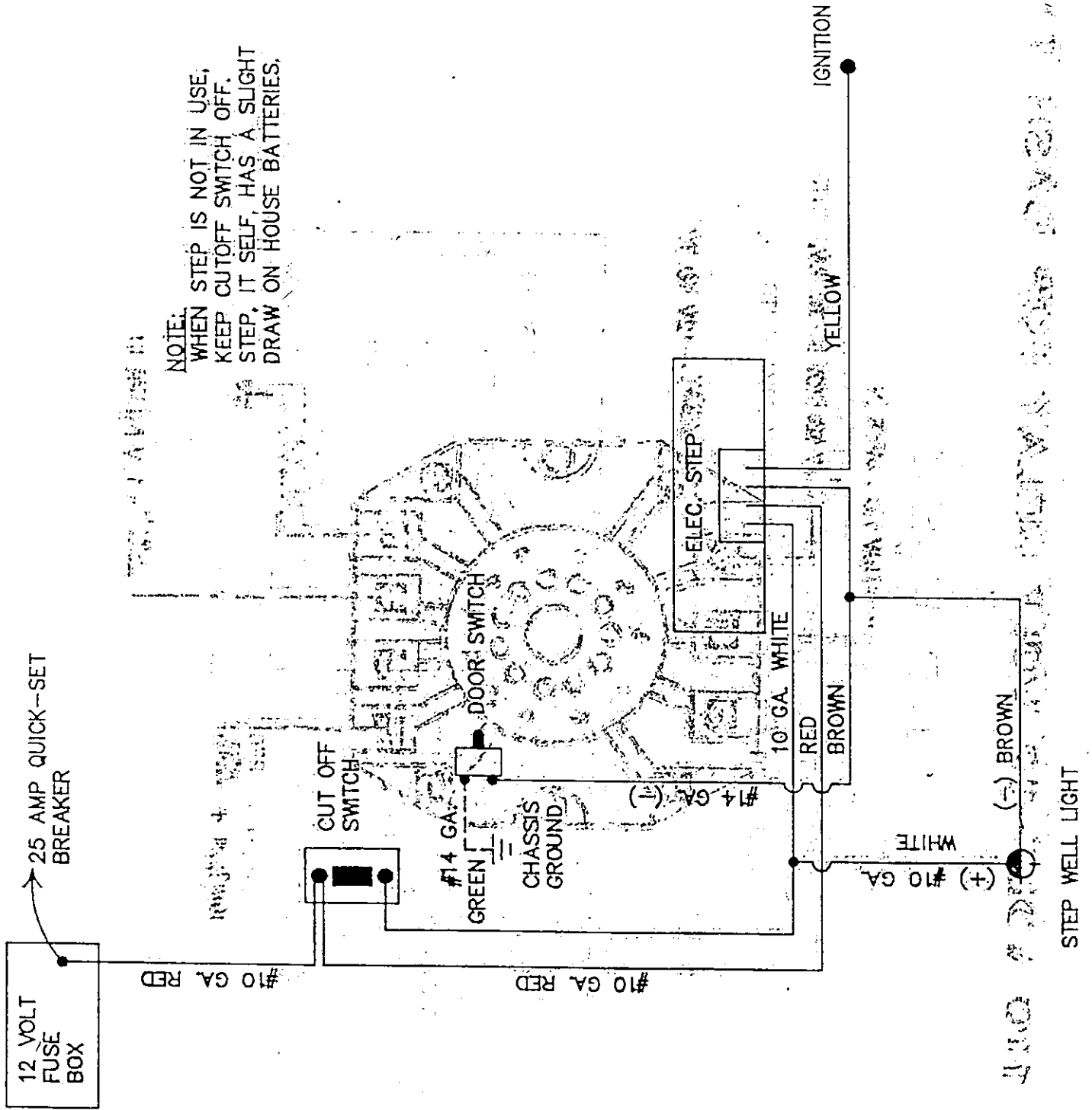
12 VOLT RELAY FOR DASH T.V.



# 110 VOLT-12 VOLT RELAY FOR DASH T.V.



ELECTRIC STEP WIRING  
(KWIKEE STEP)

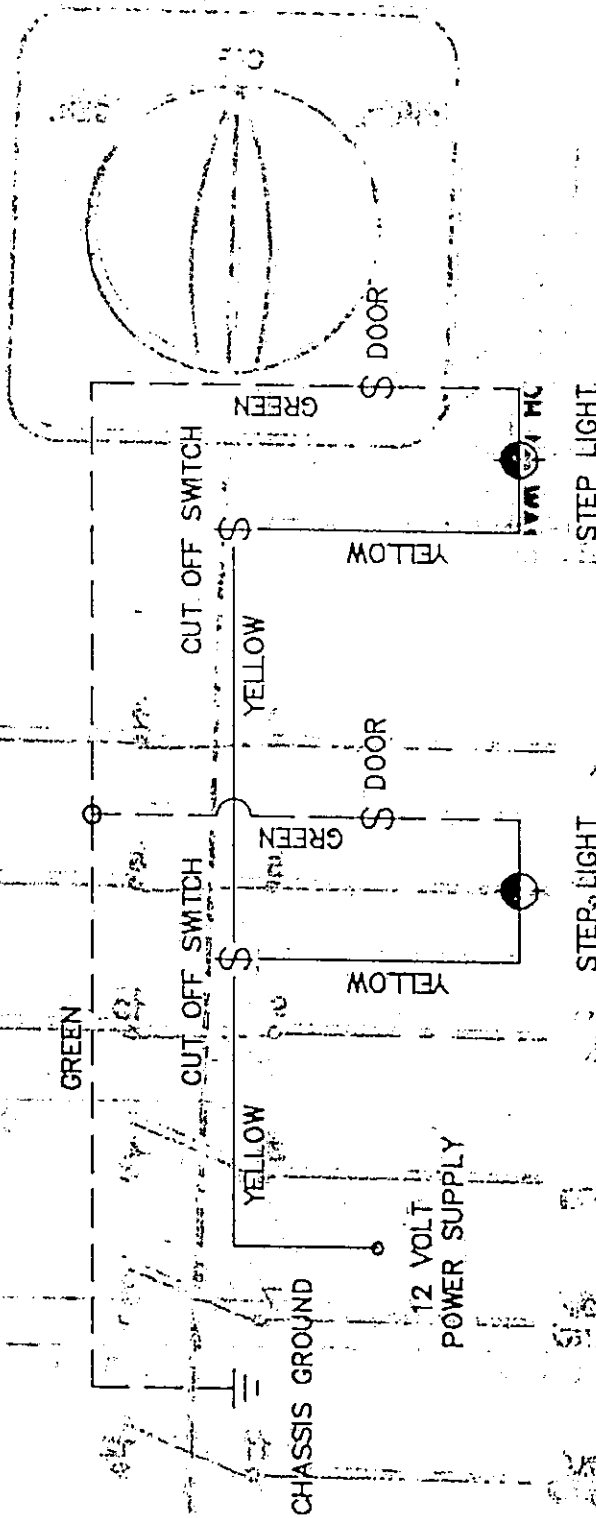


NOTE:  
WHEN STEP IS NOT IN USE,  
KEEP CUTOFF SWITCH OFF.  
STEP, IT SELF, HAS A SLIGHT  
DRAW ON HOUSE BATTERIES.

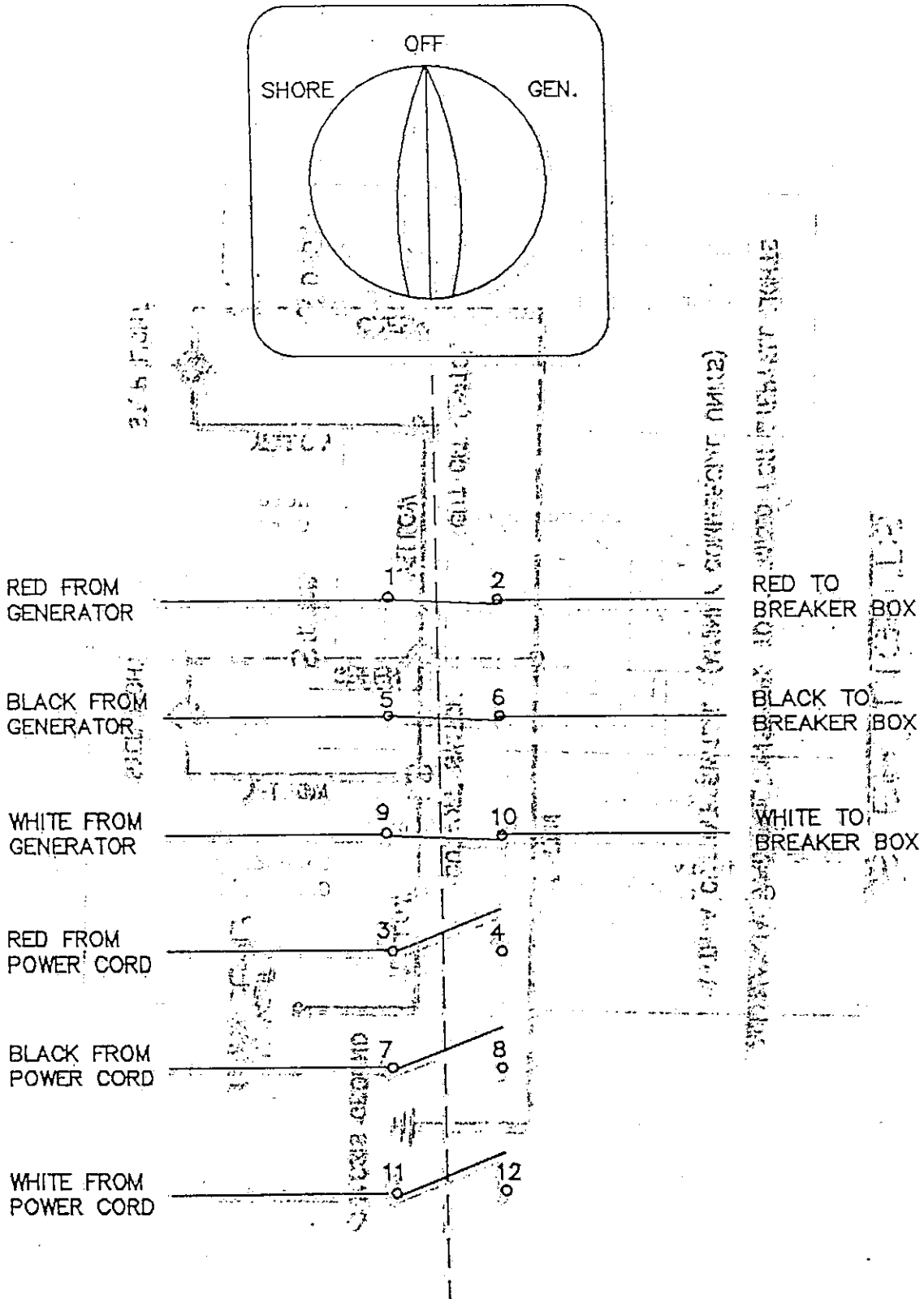
# STEP LIGHTS

ALL MANUAL AND BUILT IN STEPS TO BE WIRED FOR STEPWELL LIGHTS

WITH A CUT OFF SWITCH: (MAINLY COMMERCIAL UNITS)



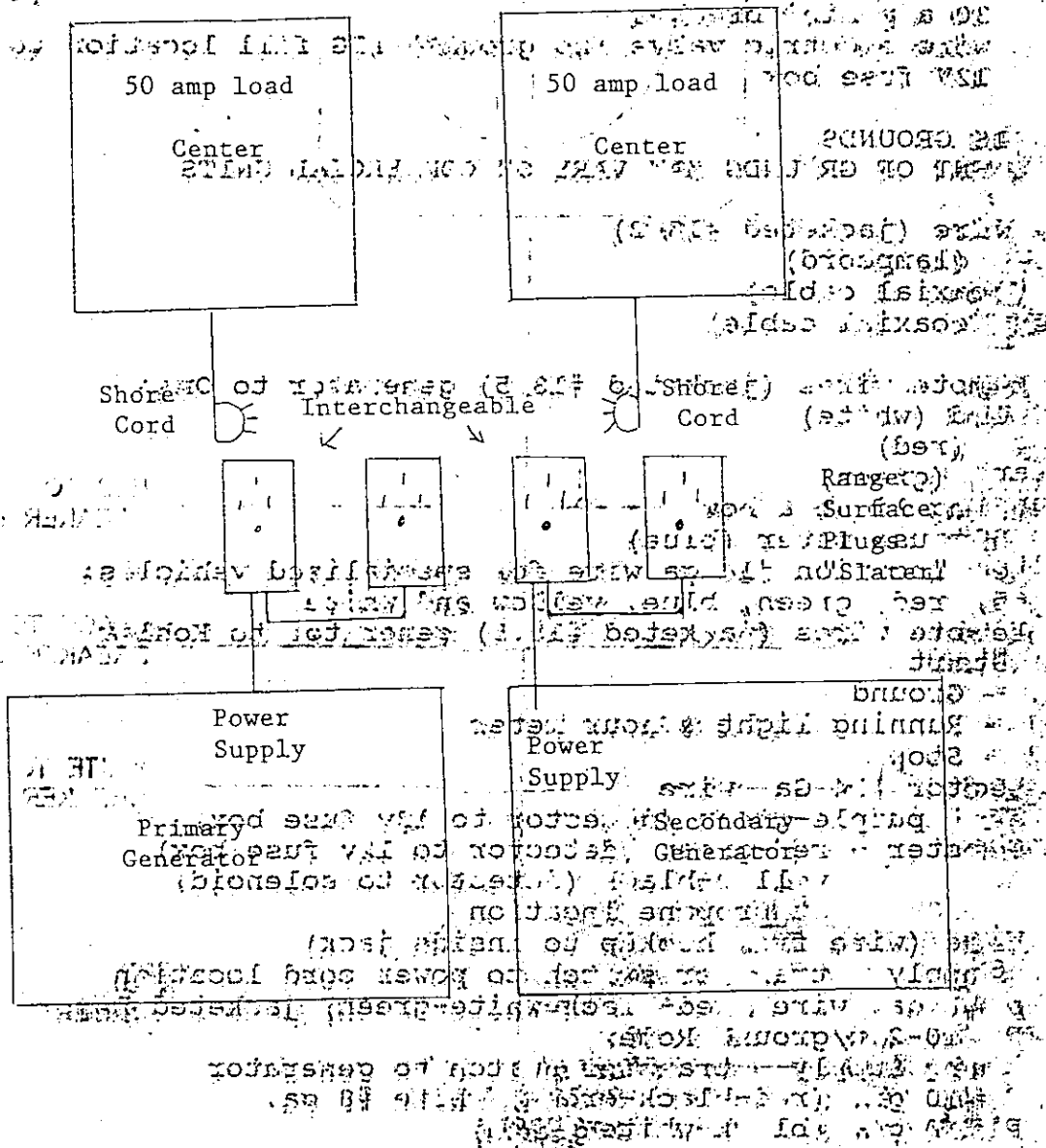
BARTH MOTOR COMPANY  
 MANUAL 120/240 VOLT ELECTRICAL TRANSFER SWITCH



MANUAL TRANSFER SYSTEM (DUAL SETUP)

120/240 Volt, 50 amp Power Cord

... (mirrored text from reverse side) ...  
 ... (mirrored text from reverse side) ...  
 ... (mirrored text from reverse side) ...



120 240 Volt Single Phase 100 Amp Load Center 50 Amp Power Supply

2	Forward A/C	20 A	1	50 Amp
4	Microwave	15 A	3	Main
6	Converter	15 A	5	Bath and exterior outlets G.F.I. protected
8	Sofa, V.C.R. outlets, Fwd. C.S. refrig., bedroom T.V. outlets	15 A	7	Rear A/C

Leave pre-wire dash T.V. out of breaker panel

Barney Garver 3623-28C-B

12V Fuse Box

Manchester LPG Detector - 15A inline Fuse (Red)

- 15 amp 1. Red-Black - Control Panel  
Red - Burglar alarm
- 20 amp 2. Orange - Fwd. C.S. overhead, ceiling light, grab rail and C.S. cab light
- 20 amp 3. Pink - Fwd. R.S. overhead and R.S. cab light
- 20 amp 4. Red - Kitchen overhead and range hood
- 20 amp 5. Blue - Bathroom roof vent, wardrobe light, shower light
- 20 amp 6. Yellow - Bedroom overhead lights (R.S. and C.S.)
- 20 amp 7. White - Shirt closet light, Kool-a-Matic thermostat
- 25 amp 8. Red (10# ga.) Electric step
- 20 amp 9. Black - Bedroom T.V. jack and Gray - Dash T.V. on 12 volt relay
- 20 amp 10. Brown - Furnace "A"
- 20 amp 11. Purple - Bathroom vanity lights
- 20 amp 12. Black/Red - Indirect lighting
- 20 amp 13. Black/White - VCR
- 15 amp 14. Black - Pump

Unit 3623 Date 5-22-89

CB-1 15 amp Aisle lights

CB-2 10 amp Cab lights

CB-3 5 amp C.B. radio

CB-4 5 amp Radio

CB-5 15 amp Compartment lights

CB-6 5 amp Auxiliary start

CB-7 5 amp Under hood lights

CB-8 amp

CB-9 amp

CB-10 amp

CB-11 amp

CB-12 amp

~~XX~~

CB 1 thru CB 12 powered by domestic battery

CB-1 10 amp Mirror heat

CB-2 10 amp Remote mirrors

CB-3 15 amp Defroster fans

CB-4 15 amp Fog lights

CB-5 10 amp Spotlight

CB-6 5 amp T.V. relay

CB-7 5 amp Refrigerator

CB-8 amp

CB-9 amp

CB-10 amp

CB-11 amp

CB-12 amp

CB-13 amp

CB 1 thru CB 12 powered by automotive ignition