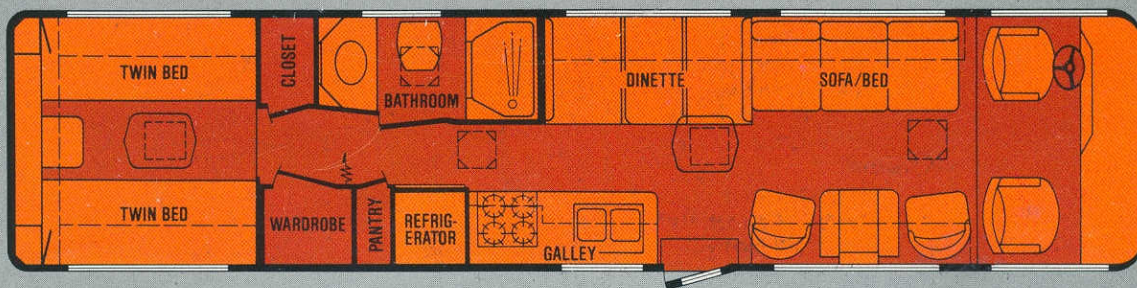
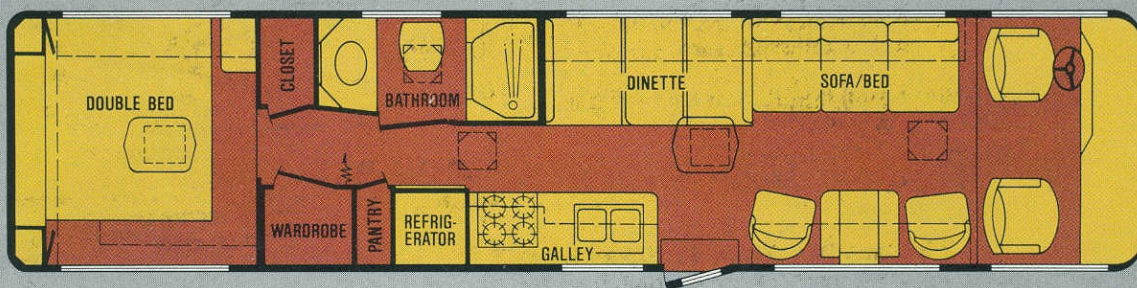


Barth Regency 35 RD

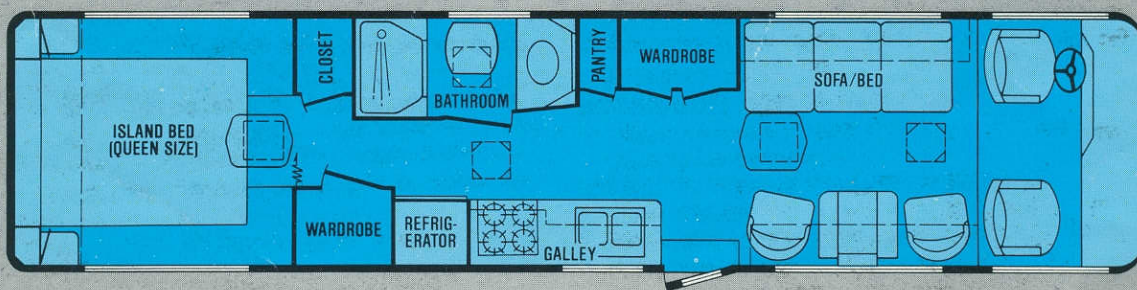
35RD-A



35RD-B



35RD-C



A Commitment to Satisfaction

The flexibility to choose the floor plan which best suits your needs may be your biggest option when you select a Barth. If one of the three standard floor plans isn't exactly what you have in mind, bring us a plan of your own: we'll talk it over and then custom-build your Barth the way you want it.

And regardless of which floor plan you pick, it will be built with people in mind, with ample room to stand, sit and move about with the things you need close by. There's overhead space for maps and directories and over 50 cu. ft. of exterior storage space so you can travel comfortably and conveniently.

The choice is yours when you choose Barth.

Barth, Inc. reserves the right to change design and specifications without advance notice.

BARTH, INC.
P. O. Box 768
Milford, Indiana 46542

For dealer information, dial toll free
800-348-5088

Indiana residents call (219) 658-9401

Barth

Regency
35 RD



At last, a rear pusher bus configuration in the intermediate diesel field.

Elegant and luxurious. Efficient and affordable. Uncompromising and distinctive... each a description of the new generation of Barth Motor Homes. But to evaluate and define Barth Motor Homes, you must experience them.

You must examine a Barth to appreciate its classic styling and attention to detail.

You must drive a Barth to sense its matchless performance and ease of operation.

You must live in a Barth to value its comfort and efficient design.

You must own a Barth to enjoy its traditionally high resale value.

Then, when you've experienced a Barth, you'll understand the custom-crafted, one-at-a-time, piece-by-piece, uncompromising tradition that defines Barth.

Introducing the Barth Regency 35RD... a luxury you can live with, mile after mile.

A Blend of Style and Substance

Whether the new Barth Motor Homes are called "bus style" or "the coach look," they embody the classic styling desired by today's motor home buyer. But great looks are only half of the Barth story. Barth designs substance into their style — as practical as they are impressive, as striking as they are sensible.

Motor homes in the Barth tradition, for those who enjoy style and dependability with class.

Luxury Designed for Living

When you step into a Barth Regency 35RD, you discover a world of comfort and elegance.

Our carpets are plush and made to last from the highest quality mills. Our interiors feature fabrics of velour and velvet, with solid tones complementing shell and wheat patterns. And by selecting any of our carefully coordinated decorator packages, you can be your own interior designer and show everyone your good taste. All models come complete with full quarter-inch paneling, genuine cherry or oak cabinetry and six-speaker high fidelity sound systems... comfortable... colorful... tastefully appointed.

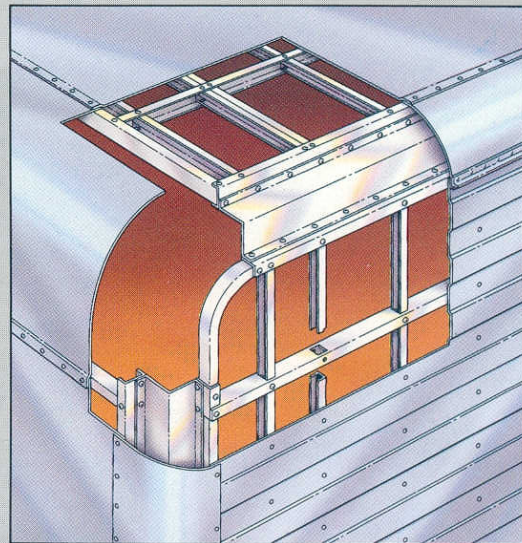

Quality craftsmanship and the finest materials make the Barth Regency 35RD a home you'll be proud to live in.

You're always at home... with Barth.

Barth Regency



Regency 35 RD



Consistent Quality with Innovative Design

The result of Barth's unitized frame is a strong, secure and quiet ride. Quiet . . . because it's free from squeaks and rattles so common with other methods of construction. Strong and secure . . . because frame and body are riveted together, similar to the way aircraft are assembled, providing an integrity of construction synonymous with the Barth name.

Because the frame is aluminum, it's lighter — that means greater fuel efficiency. And a lighter frame means less weight above the chassis, providing a lower center of gravity for easier handling.

You can be assured of quality on the inside, when the name on the outside is Barth.

A Concept of Confidence

Our commitment to building quality motor homes begins at ground level. The backbone of the Barth Regency 35RD is its Regency Model 225 Chassis. The chassis frame is heavy-duty welded steel, providing maximum strength where dependability is critical. This chassis is powered by a turbocharged Detroit V-8 rear diesel engine and a smooth Allison automatic transmission. The entire unit is properly balanced over a 225 inch wheel base, supplying stability for easy handling even in high winds.

Power, strength and years of dependable, trouble-free operation . . . quality from the ground up.